

Course Evaluation - Internal Report for FT23_627 Supply Chain Management (Richard Pibernik)

Project Title: **Course Evaluation - MBS**

Courses Audience: **25**
Responses Received: **20**
Response Ratio: **80.0%**

Report Comments

Dear Lecturer,

Please find below the evaluation results for your course.

In case of any further questions regarding the process of the evaluation, please do not hesitate to contact our Evaluation team via evaluation@mannheim-business-school.com.

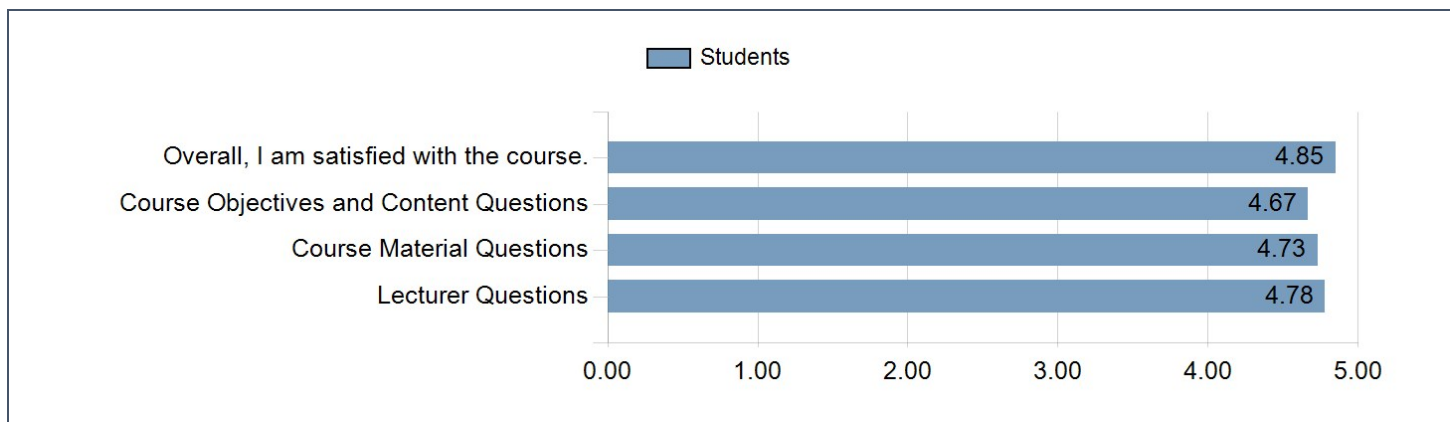
If you have any further questions regarding other topics, please get in touch with the respective Program Management team.

Thank you for your commitment and for being a part of our MBS program,

Your MBS Team

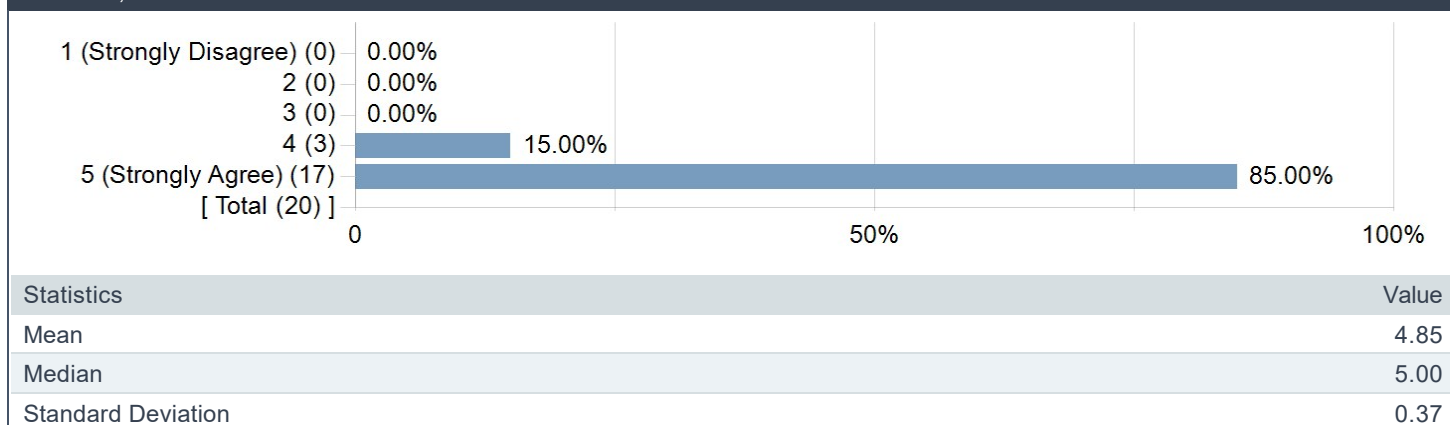
Creation Date: **Thursday, April 13, 2023**

Summary Block

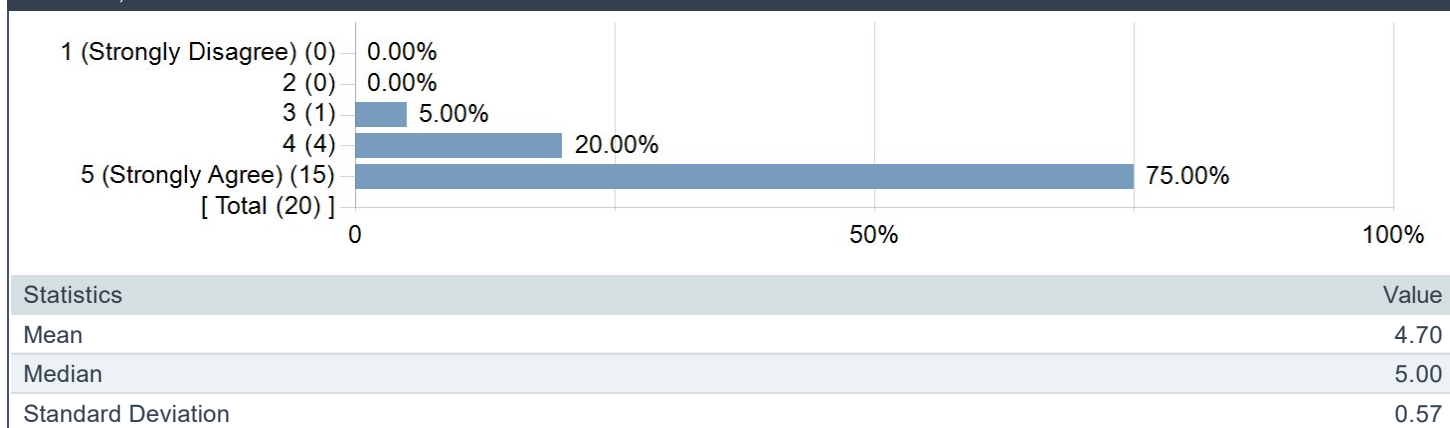


Course Questions

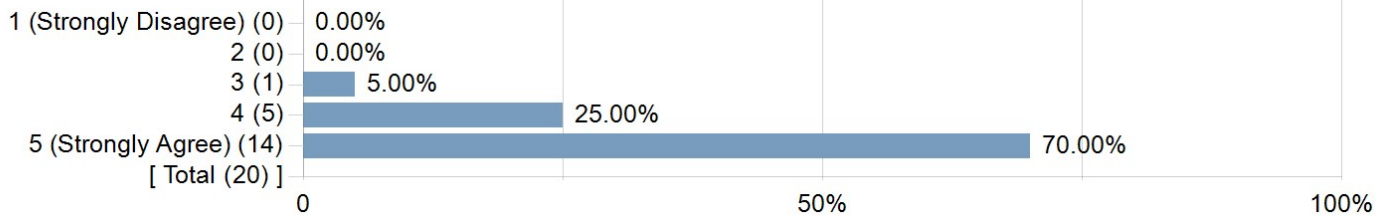
1. Overall, I am satisfied with the course.



2. Overall, I am satisfied with the course content.

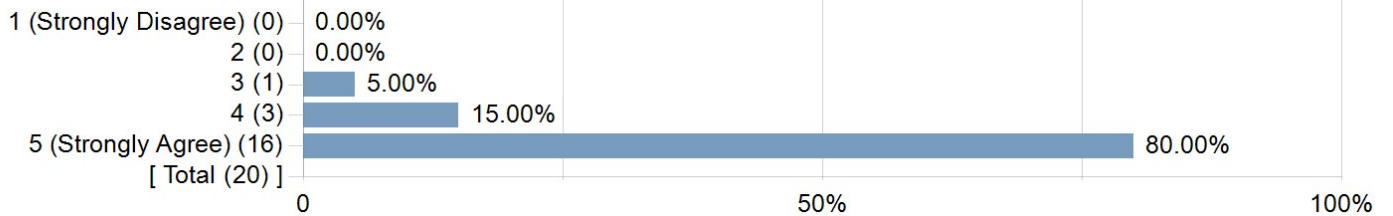


3. The course focused on relevant topics.



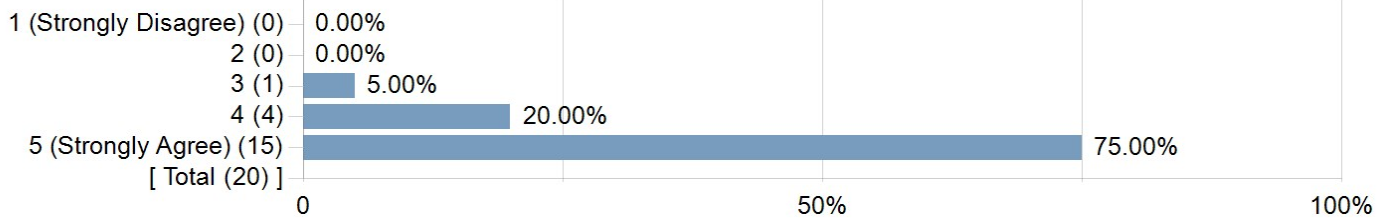
Statistics	Value
Mean	4.65
Median	5.00
Standard Deviation	0.59

4. I am leaving with new skills, tools and frameworks that I can apply to my work.



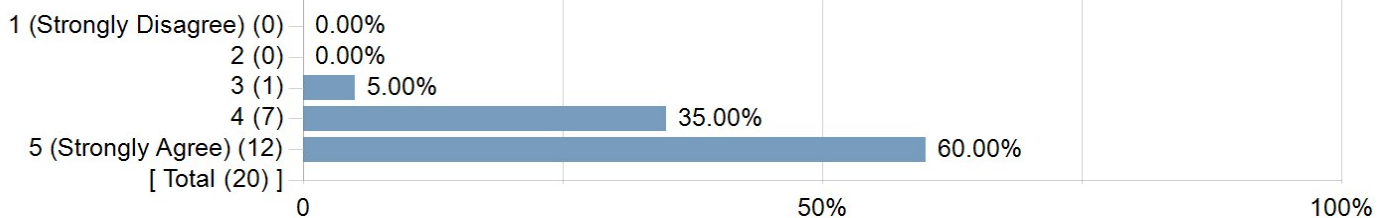
Statistics	Value
Mean	4.75
Median	5.00
Standard Deviation	0.55

5. The content of the course was adequate.



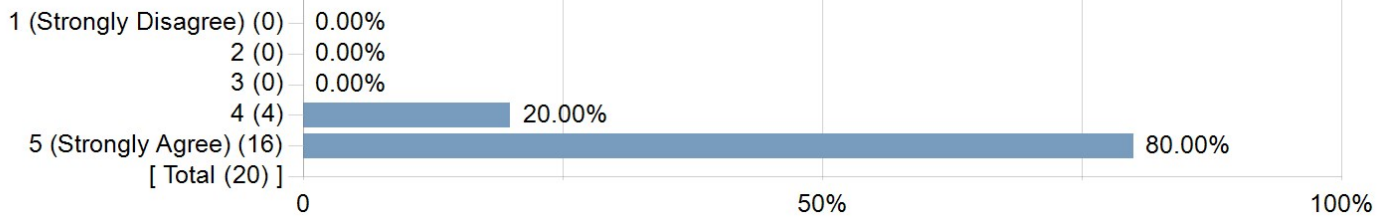
Statistics	Value
Mean	4.70
Median	5.00
Standard Deviation	0.57

6. The timing and rhythm of the course were adequate.



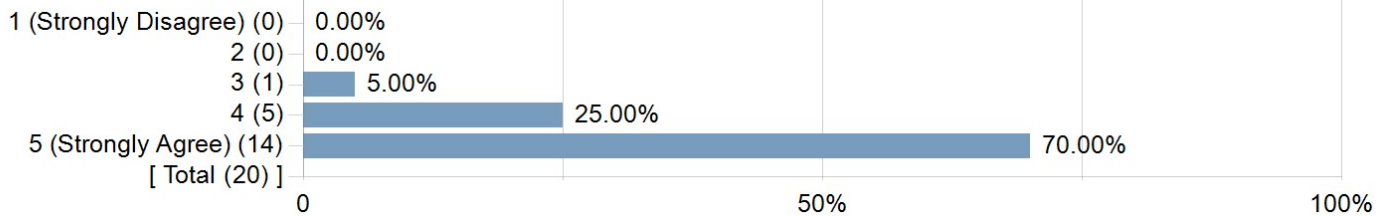
Statistics	Value
Mean	4.55
Median	5.00
Standard Deviation	0.60

7. Overall, I am satisfied with the course material that was used for this course.



Statistics	Value
Mean	4.80
Median	5.00
Standard Deviation	0.41

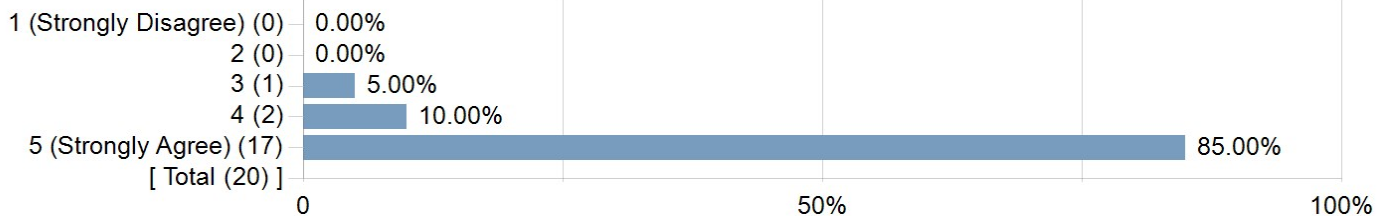
8. The course material was helpful to prepare and follow the course.



Statistics	Value
Mean	4.65
Median	5.00
Standard Deviation	0.59

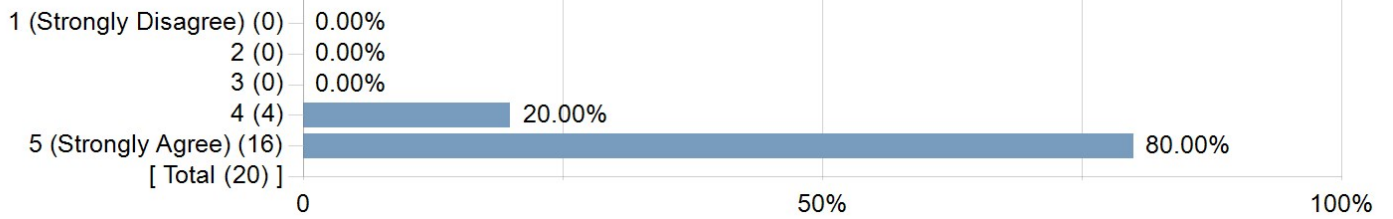
Lecturer Questions

1. Overall, I am satisfied with the lecturer.



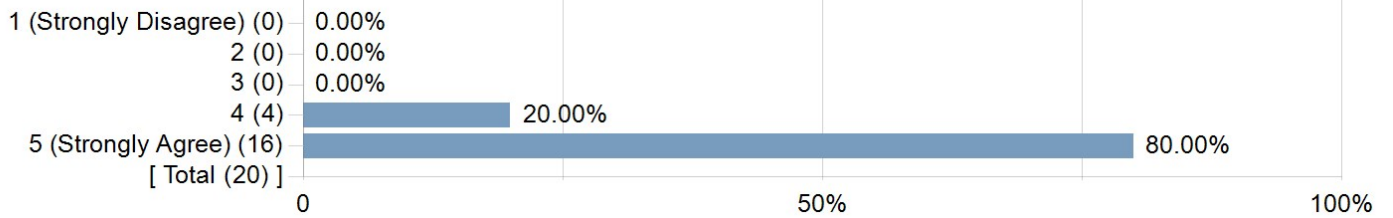
Statistics	Value
Mean	4.80
Median	5.00
Standard Deviation	0.52

2. The lecturer was able to arouse and maintain my interest in the subject.



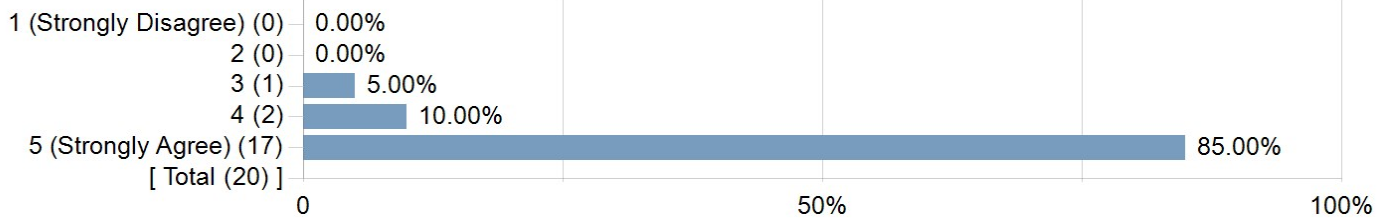
Statistics	Value
Mean	4.80
Median	5.00
Standard Deviation	0.41

3. The lecturer was competent in his/her subject.



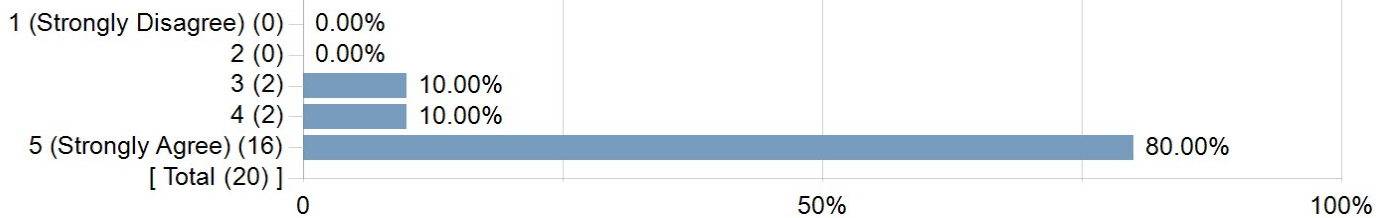
Statistics	Value
Mean	4.80
Median	5.00
Standard Deviation	0.41

4. The lecturer connected well with the group.



Statistics	Value
Mean	4.80
Median	5.00
Standard Deviation	0.52

5. The lecturer managed timing and structure well.



Statistics	Value
Mean	4.70
Median	5.00
Standard Deviation	0.66

Comments

Did you prepare the course as advised in the syllabus? If no please share the reasons with us.

Comments
Yes
Yes, the class was very intense and knowledgeable.
yes
yes

Would you recommend to keep this course in the curriculum?

Comments
Yes
Yes, and I would suggest increasing the duration of this course as it encompassed many topics and theories that need time to understand.
Yes absolutely, It has been one of the best courses so far.
yes
yes
Yes!
yes

What did you especially like about the course?

Comments
Energy and enthusiasm brought by the prof, well structured course , good hands on experience with simulation
I liked the fact that we were able to learn through case studies, unlike the other courses. Some folks in the class may have found the professor biased towards certain topics from developing nations but this is totally irrational.
Professor Som is one of the most passionate and learned professors I have met so far.
Proferssor in class lecture examples
Excellent proffesor and great energy to teach
professor is passionate
I love how much effort the professor has put into this program. It makes us want to participate more.
Passion of lecturere and his knowledge
The teacher has passion about what he teaches. And that is infectious.

If you were to recommend improvements for this course, what changes would you make?

Comments
Everything was adequate.
The models could have been taught based on examples
Maybe make it 5 days
Maybe a bit more frequent breaks